



*Installing and updating Commander  
on the **Ipod/Ipad/Iphone***

[www.posnet.nl](http://www.posnet.nl)

## Installing and updating Commander on the Ipad/Ipad/Iphone

1. Jailbreak your Ipad/Iphone. Several software programs are available for doing this, like:
  - Greenpois0n
  - Redsn0w
  - Limer1n

*\*\* Note!! Jailbreaking your Ipad/Ipad/Iphone is entirely on your own risk \*\*  
POSnet does not supply support for this and does not take any responsibility for damage that may occur to your device.*

2. Establish a internet connection from your Ipad/Ipad/Iphone.

3. Start **Cydia**.

- Select **Manage**
- Select **Sources**
- Select **Edit**
- Select **Add**
- Type in the following URL:  
<http://cydia.hackulo.us>
- Select **Add Source**
- Select **Search**
- Type in **Appsync**
- Install **Appsync**
- Install **Insomnia**

4. Connect the Ipad/Ipad/Iphone with the computer.

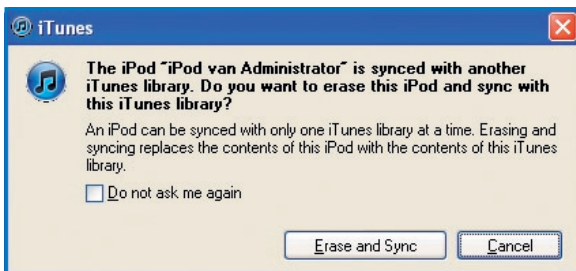


5. Start iTunes.

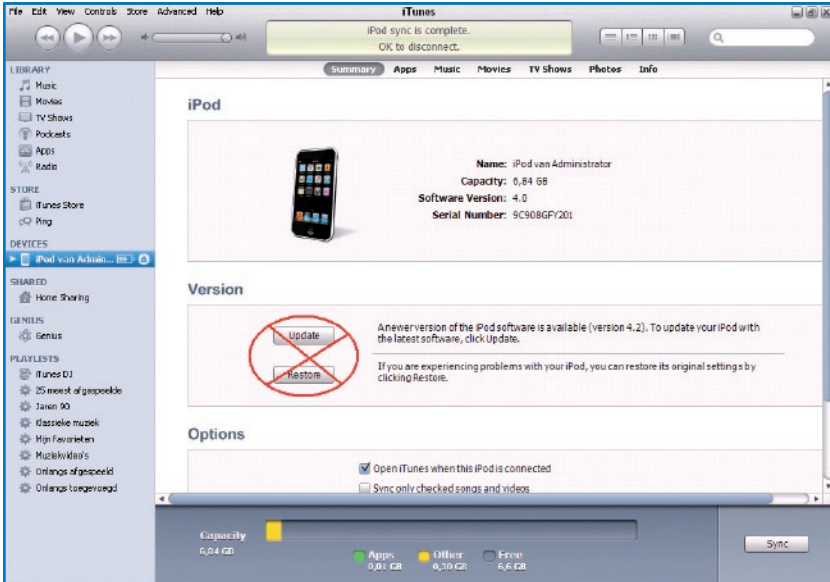
Download iTunes: <http://www.apple.com/nl/itunes/download/>



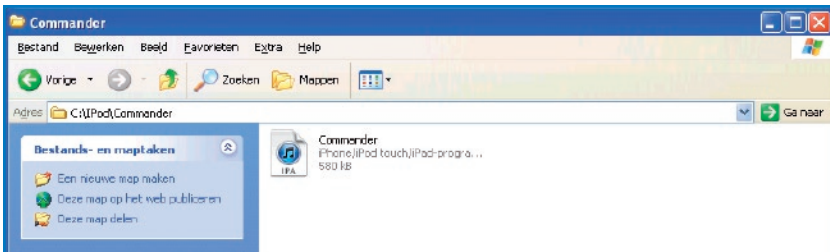
6. Always select CANCEL when a notification is showed for when a new software version is available!



7. Click when this notification is showed on the button [ERASE and SYNCHRONIZE] is you want to synchronize your Ipod/Ipad/Iphone with the iTunes library on your computer.



8. **Never** select Update and Restore. This will UNDO the jailbreak and Commander will not work anymore.

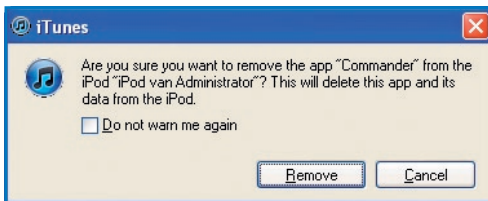


9. Select Commander.IPA by double clicking it and the APP will be loaded into iTunes.

If Commander already exists in iTunes, you will get the notification as shown above here. Select **Replace**.



- 10.1 **Install:** Click On Apps. Add a tag in the checkbox next to Commander and click on APPLY. Commander will now be installed on the Ipod/Ipad/ Iphone.
- 10.2 **Updating:** Click On Apps. Untag the checkbox next to Commander and click on Apply. You will see a new notification window. Select **REMOVE/DELETE**. The old version of Commander will now first be removed from the Ipod/Ipad/Iphone.



When Commander is removed, tag the checkbox again next to Commander and select APPLY. The new version of Commander will now be installed on the Ipod/ Ipad/Iphone.

Start Commander. This will now give a Unique device Identifier. You need this code to order your activation code for the Commander APP. You can order your activation code at: [www.posnet.eu/registration](http://www.posnet.eu/registration)

**Contacts:**

**POSnet Benelux  
Handelsweg 14; 4387 PC  
Vlissingen; Nederland  
0031 (0) 118 629578**

**[www.posnet.nl](http://www.posnet.nl)**